

# END OF AGREEMENT VEHICLE CONDITION



LET'S DRIVE TOGETHER



## END OF AGREEMENT: CAR CONDITION

Deterioration in car condition is not to be confused with damage which occurs as a result of a specific event(s), for example harsh driving, impact, inappropriate stowing of items and negligence. In such event(s) any costs arising from such situations will be recharged.

You can avoid additional costs caused outside the acceptable terms of fair wear and tear by looking after your vehicle carefully. At the end of your agreement another person may want to buy your vehicle; like you, they will most likely expect it to be in excellent condition appropriate to its age and mileage.

Please allow sufficient time prior to the end of your agreement should you need to carry out any repairs before returning your vehicle.





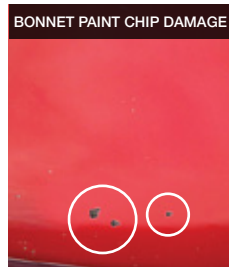


Repairs to windscreens, minor dents and wheel refurbishments can easily be arranged before your vehicle is collected and will avoid unnecessary cost being recharged to you.

It is advisable for any damage to be repaired as soon as possible after it is identified; this is particularly important when the paint work is damaged and likely to cause further corrosion.

The images below and list on the opposite page show typical examples where recharges may be made. While this will give you a better understanding of what is not considered acceptable when returning your vehicle, you should always refer to the BVRLA guide for more in-depth information.

### IMPORTANT

All repairs must be completed to a professional standard along with a full warranty. Poor repairs will incur an end of contract recharge.



## TYPICAL EXAMPLES OF CAR RECHARGES

**MECHANICAL CONDITION**  
Vehicles which cannot be legally driven on a public highway; any engine seizure or damage due to insufficient coolant, oil or broken internal components; a noisy or damaged clutch or gearbox. The engine management system should not be displaying any warning light, e.g. diesel particulate filter (DPF) or oil pressure.

**SERVICE HISTORY**  
Missing or unstamped service books; vehicles not serviced to manufacturer's schedule; no current MOT certificate.

**SCRATCHES**  
Scratches that have broken the paint surface and exposed primer or bare metal, exceed 25mm and require the panel to be repainted will be recharged.

**WINDSCREEN AND GLASS**  
Unsecure and leaking, scratching and/or isolated stone chips that interfere with the drivers line of sight (MOT regulations apply). Damaged heating element, cracks or holes.

**DOOR MIRRORS**  
Missing, cracked or damaged mirror casings.

**TYRES**  
Damage to the sidewall or tread; tyres that do not meet manufacturer's recommendations of type, size and speed rating; uneven wear. Less than 1.6mm depth throughout a continuous band in the centre 3/4 of the tread and around the entire circumference.

**WHEELS AND WHEEL TRIMS**  
Any 'spoke' or hub damage to the wheel; scuffing greater than

50mm across the total wheel rim. Damaged or missing spare wheel (or missing emergency tyre inflation canister). Jack and other related tools. NB. Partially or fully discharged canisters must be replaced.

**UNSATISFACTORY REPAIRS**  
Flaking paint, preparation marks, paint contamination, rippled finish, mismatched or off colour paint; poor panel fit or any other evidence of poor repair.

**VEHICLE KEYS**  
Missing keys, including but not limited to, the master, deadlock, slam lock keys (incl. spares), and locking wheel-nut keys. Damaged remote locking system (if applicable) or missing remote controls.

**DOCUMENTATION**  
Missing vehicle documentation (including the operation manual). Audio equipment security codes and any other documents relating to vehicle equipment. Any odometer alterations must be reported. Unauthorised odometer changes are unacceptable.

**IN-CAR TECHNOLOGY**  
Damaged or malfunctioning equipment e.g. Bluetooth, Sat Nav or any other integrated system. CD and media systems with damaged or missing facias and speakers. Any missing original equipment items e.g. parcel shelves, tonneau covers, sat nav discs and SD cards and charging leads.

**CHIPS**  
Multiple chips; areas of chipping requiring a panel to be repainted and chips which have exposed any bare metal.

**LIVERY**  
Vehicle returned with livery; damage to paintwork as the result of its removal. This includes glue residue and faded paintwork.

**LIGHTS AND LENSES**  
Holes or cracks in the glass or plastic covers of lamp units.

**BUMPERS**  
Dents or cracks; scuffing or scratches which require the bumper to be repainted.

**DENTS**  
Dents on the roof or swage lines; dents more than 10mm, or more than 2 dents per panel; dents where the paint has broken.

**SOFT TOPS & CONVERTIBLES**  
Tear and rips to the fabric of the roof; cracks and creases in the rear windows.

**INTERIORS**  
Burns, tears, staining or holes.

**UNDERSIDE OF VEHICLE**  
Damage to the underside.

**MOULDINGS, WHEEL ARCH TRIMS**  
Broken, cracked or deformed.

**RUST & CORROSION**  
There should be no rust or corrosion on any part of the vehicle.

**TOW BARS**  
Poor condition (e.g. rust) without working electrical connections. If the tow bar is removed then you are responsible for making good any damage.

### BVRLA FAIR WEAR AND TEAR STANDARD

For full information on acceptable levels of fair wear and tear when returning your vehicle please visit: [www.fairwearandtear.co.uk](http://www.fairwearandtear.co.uk)

## END OF AGREEMENT: LIGHT COMMERCIAL VEHICLE CONDITION

Deterioration in commercial vehicle condition is not to be confused with damage which occurs as a result of a specific event(s), for example harsh driving, impact, inappropriate stowing of items and negligence. In such event(s) any costs arising from such situations will be recharged.

You can avoid additional costs caused outside the acceptable terms of 'fair wear and tear' by looking after your commercial vehicle carefully. We recognise that commercial vehicles are working vehicles and, as such, some areas such as working surfaces/loading areas will be subject to a higher level of fair wear and tear. For ease of reference in understanding areas that are subject to, and acceptable as, heavy wear zones please read pages 6 - 7.

Please allow sufficient time prior to the end of your agreement should you need to carry out any repairs before returning your commercial vehicle.

Repairs to windscreens, minor dents and wheel refurbishments can easily be arranged before your vehicle is collected and will avoid unnecessary cost being recharged to you.

It is advisable for any damage to be repaired as soon as possible after it is identified; this is particularly important when the paint work is damaged and likely to cause further corrosion.

The images below and list on the opposite page show typical examples where recharges may be made. This will give you a better understanding of what is not considered acceptable when returning your commercial vehicle.



### IMPORTANT

All repairs must be completed to a professional standard along with a full warranty. Poor repairs will incur an end of contract recharge.

PAINT REMOVED FROM BASE




MISSING MIRROR COVER



DOOR DAMAGE



OUTWARD DENTS TO PANEL




UPHOLSTERY DAMAGE



LEFT OVER RUBBISH



NON-WATERPROOF FITTINGS



HEAVY INTERIOR WEAR



## TYPICAL EXAMPLES OF LCV RECHARGES

### MECHANICAL CONDITION

Vehicles which cannot be legally driven on a public highway, any engine seizure or damage due to insufficient coolant, oil or broken internal components. A noisy or damaged clutch or gearbox. The vehicle's engine management system should not be displaying any warning light, e.g. diesel particulate filter (DPF) or oil pressure.

### SERVICE HISTORY

Missing or unstamped service books; vehicles not serviced to manufacturer's schedule; no current MOT certificate.

### WINDSCREEN AND GLASS

Unsecure and leaking, scratching and/or isolated stone chips that interfere with the drivers line of sight (MOT regulations apply). Damaged heating element, cracks or holes.

### DOOR MIRRORS

Missing, cracked or damaged mirror casings.

### TYRES

Damage to the sidewall or tread; tyres that do not meet manufacturer's recommendations of type, size and speed rating; uneven wear. Less than 1.6mm depth throughout a continuous band in the centre 3/4 of the tread and around the entire circumference.

### WHEELS AND WHEEL TRIMS

Any 'spoke' or hub damage to the wheel (steel or alloy). Damaged or missing spare wheel

(or missing emergency tyre inflation canister). Jack and other related tools. NB. Partially or fully discharged canisters must be replaced.

### UNSATISFACTORY REPAIRS

Flaking paint, preparation marks, paint contamination, rippled finish, mismatched or off-colour paint, poor panel fitment or any other evidence of poor repairs.

### VEHICLE KEYS

Missing keys, including but not limited to, the master, deadlock, slam lock keys (incl. spares), and locking wheel-nut keys. Damaged remote locking system (if applicable) or missing remote controls.

### DECALS, LABELS AND SIGN WRITING

Remaining decals, labels, and advertising to the bodywork or glass unless prior agreement has been made by us. Any damage caused by their attachment or removal should be made good.

### DOCUMENTATION

Missing vehicle documentation (including the operation manual). Audio equipment security codes and any other documents relating to vehicle equipment. Any odometer alterations must be reported. Unauthorised odometer changes are unacceptable.

### IN-VEHICLE TECHNOLOGY

Damaged or malfunctioning equipment e.g. Bluetooth, Sat Nav or any other integrated system. CD and media systems

with damaged or missing facias and speakers. Any missing original equipment items e.g. parcel shelves, tonneau covers, sat nav discs and SD cards and charging leads.

### LIGHTS, LAMPS AND LENSES

Damaged, unapproved or non-operational lights, lamps, reflectors and beacon lights. Holes or cracks are not acceptable.

### ACCESSORIES

Damaged or missing accessories as provided with the vehicle at the commencement of the lease, such as tool kits, towing pins, roof racks, first aid kits, fire extinguishers etc.

### ROLLER SHUTTERS

Excessive scratches to the paintwork on roller shutters. Damage caused by impact or movement of the load. Cracks, holes and other damage.

### TAIL LIFTS AND MOUNTED EQUIPMENT

Damaged or distorted platforms and runners. Expired/invalid statutory certificates.

### ROOF RACKS

Distortion to the roof, panel or gutter rail.

### TOW BARS

Poor condition (e.g. rust) without working electrical connections. If the tow bar is removed then you are responsible for making good any damage.

## BVRLA FAIR WEAR AND TEAR STANDARD


For full information on acceptable levels of fair wear and tear when returning your vehicle please visit: [www.fairwearandtear.co.uk](http://www.fairwearandtear.co.uk)

## HEAVY WEAR ZONES LIGHT COMMERCIAL VEHICLES


Commercial vehicles are regarded as 'working' vehicles and their condition at the end of contract must specifically allow for wear and tear appropriate to their operation and use. The images below represent typical goods vehicles with working surfaces (orange zone) and non-working surfaces (blue zone).



Car derived vans (CDV),  
panel vans, boxes and Lutons  
(GRP and glass fibre)



Manufacturer built Pick-Up  
(integrated body at point  
of manufacture)



Coach Built (body separate  
from cab), Dropsides, Tippers,  
Flat Beds and Beaver Tails

## THE ZONES IN DETAIL

### BLUE ZONE

Exterior paintwork, body, bumpers and trim are all in this area.

All zones coloured blue are regarded **non working surfaces**

Only light wear and tear is acceptable. Paintwork must be intact and with no deviation to the original shape of the vehicle.

#### EXAMPLE LEVELS OF ACCEPTANCE:

Chips	Less than 8mm in size	Max of 4 on a panel 8 on a door edge 8 on a forward facing panel
Dents (inward and outward)	Less than 15mm in diameter	Max 2 per panel
Scratches / Abrasions	Less than 25mm in length	Max 4 per panel

### ORANGE ZONE

Generally, all surfaces and components in contact with load will be in this area.

All zones coloured orange are regarded as **working surfaces**

Heavy wear and tear is acceptable. Paint damage is acceptable on surfaces, however, there must be no deviation to the original shape of the vehicle.

#### EXAMPLE LEVELS OF ACCEPTANCE:

Chips	Any size is acceptable	No limit
Dents (inward and outward)	Less than 25mm in diameter	No limit
Scratches / Abrasions	Any length	No limit

Surface rust is acceptable, however, corrosion that's eaten into the bodywork in any area is not.

## INTERIOR CAB AND PASSENGER AREAS

The interior upholstery, facia, headlining and trim must be clean and odourless with no burns, scratches, and tears or staining. Floor coverings and surrounding trims should not be torn or split. Carpets and footwells should not have holes. Wear and soiling through normal use is acceptable. Interior fittings such as seat belts, rear view mirrors, courtesy lights, sun visors,

doors bins etc, must be present, intact and free of damage. All accessories (e.g. first aid kits, fire extinguishers) must be returned intact or replaced with items of similar standard and specification.

For more information please visit:  
[www.fairwearandtear.co.uk](http://www.fairwearandtear.co.uk)



50

## INDICATIVE COSTS FOR REPAIRING DAMAGED VEHICLES

You may be charged for any damage to your car or commercial vehicle; the tables below illustrate these indicative costs. Please contact your local dealer for up-to-date prices specific to your make and model. We strongly advise that you repair any damage to your vehicle before it is returned.

### INDICATIVE COST OF REPAIR WORK TO CARS

COMPONENT	CONDITION	INDICATIVE COST	NOTES
<b>Bumper</b>	Scratched, dented, loose	£50 - £200	Full bumper repair
<b>Door panel</b>	Scratched, dented	£50 - £300	-
<b>Tyre</b>	Not legal to drive	£80 - £250	Per tyre
<b>Alloy wheel</b>	Gouged, scuffed, cracked	£60 - £600	Per alloy
<b>Windscreen</b>	Excessive chips and cracks	£150 - £700	-
<b>Seat</b>	Tears, burns, stains	£60 - £650	Per seat
<b>Head / Rear lights</b>	Cracked or broken	£60 - £100	-
<b>Keys</b>	Missing, damaged	£ MRP plus programming	Per key

### INDICATIVE COST OF REPAIR WORK TO LIGHT COMMERCIAL VEHICLES

COMPONENT	CONDITION	INDICATIVE COST	NOTES
<b>Bumper</b>	Scratched, dented, loose	£50 - £300	Full bumper repair
<b>Door / Side panel</b>	Scratched, dented	£50 - £450	-
<b>Tyre</b>	Not legal to drive	£80 - £200	Per tyre
<b>Alloy wheel</b>	Gouged, scuffed, cracked	£60 - £600	Per alloy
<b>Windscreen</b>	Excessive chips and cracks	£150 - £700	-
<b>Seat</b>	Tears, burns, stains	£60 - £400	Per seat
<b>Head / Rear lights</b>	Cracked or broken	£60 - £200	-
<b>Keys</b>	Missing, damaged	£ MRP plus programming	Per key